

MIYCN PROFILE CHINA

OABPF-9

Ms. Shuyi Zhang, Ms. Aihua Liu



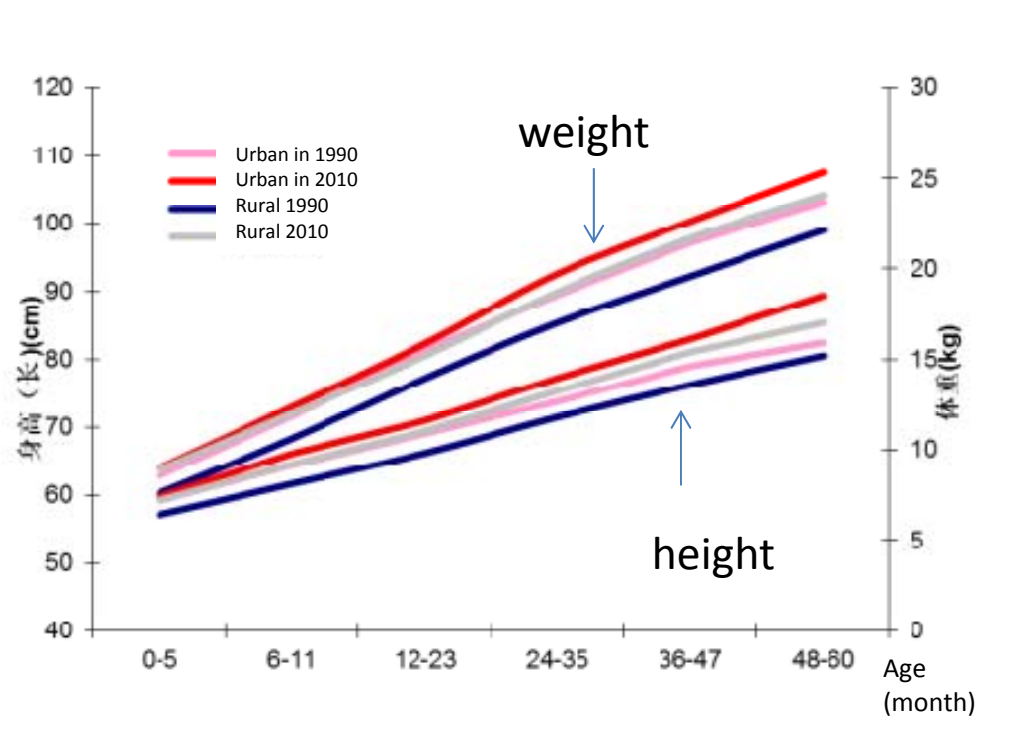
National profile of nutrition 1990 - 2010



Indicator	Year	National	Urban	Rural
Birth weight				
Birth weight for children (g)	1993	3,186	3,214	3,180
	2008	3,300	3,366	3,284
Low birth weight rate (%)	1993	3.39	3.76	3.32
	2008	2.7	2.1	2.8

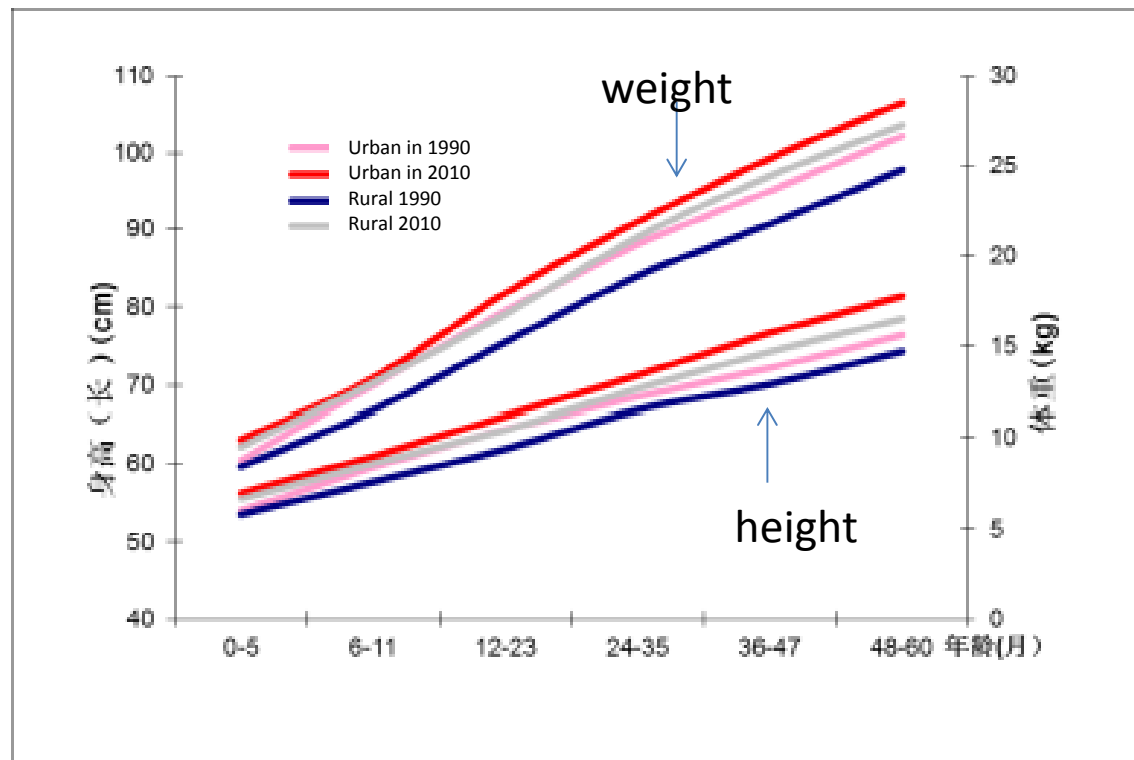
Analysis Report of National Health Services Survey in China 1993 and 2008

Figure 1. Trends of weight and height among boys under 5 years old in China during 1990 to 2010



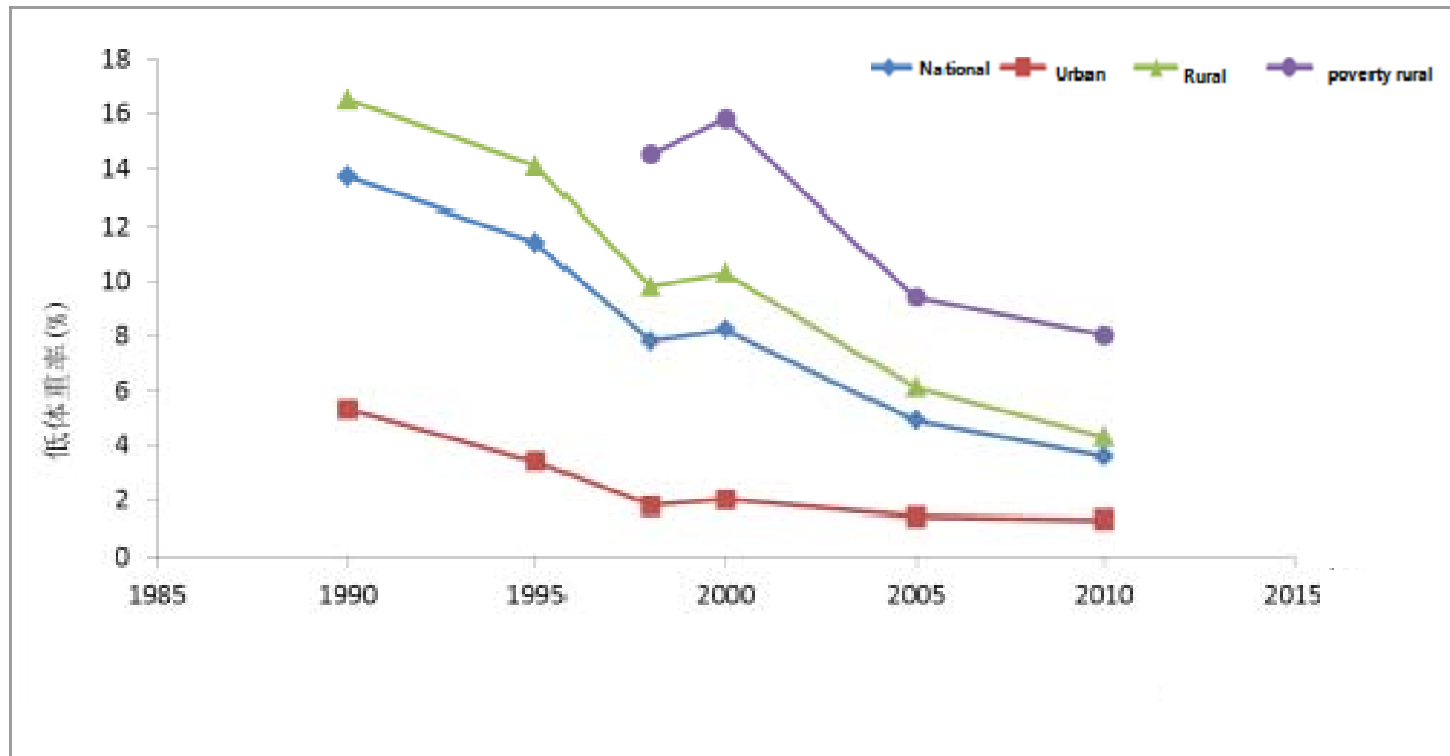
Source: *National Report on Nutritional Development of Children 0-6 years old in China 2012* and database on national food and nutrition surveillance system

Figure 2. Trends of weight and height among girls under 5 years old in China during 1990 to 2010



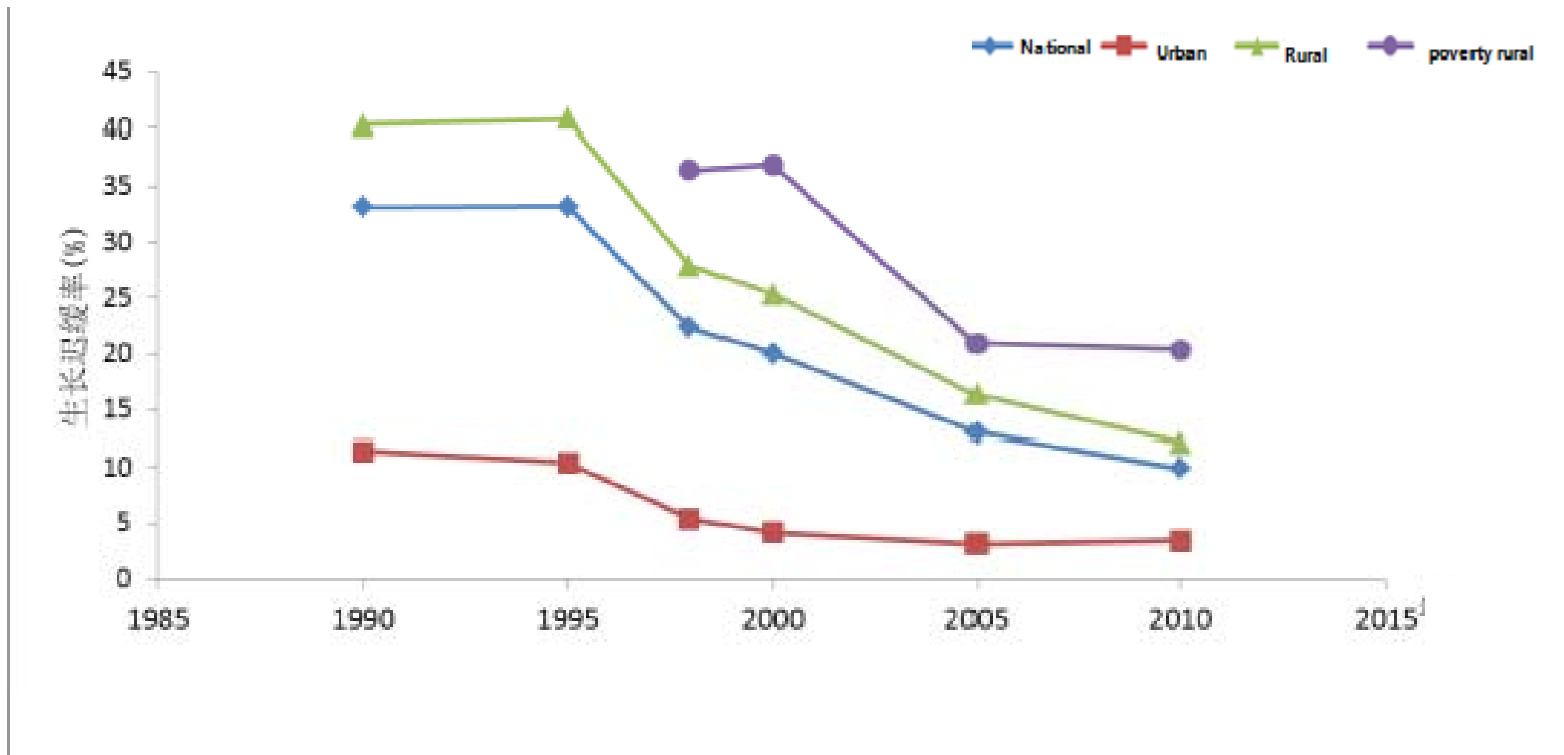
Source: *National Report on Nutritional Development of Children 0-6 years old in China 2012* and database on national food and nutrition surveillance system

Figure 3. Prevalence of under weight among children under 5 years old in China during 1990 to 2010



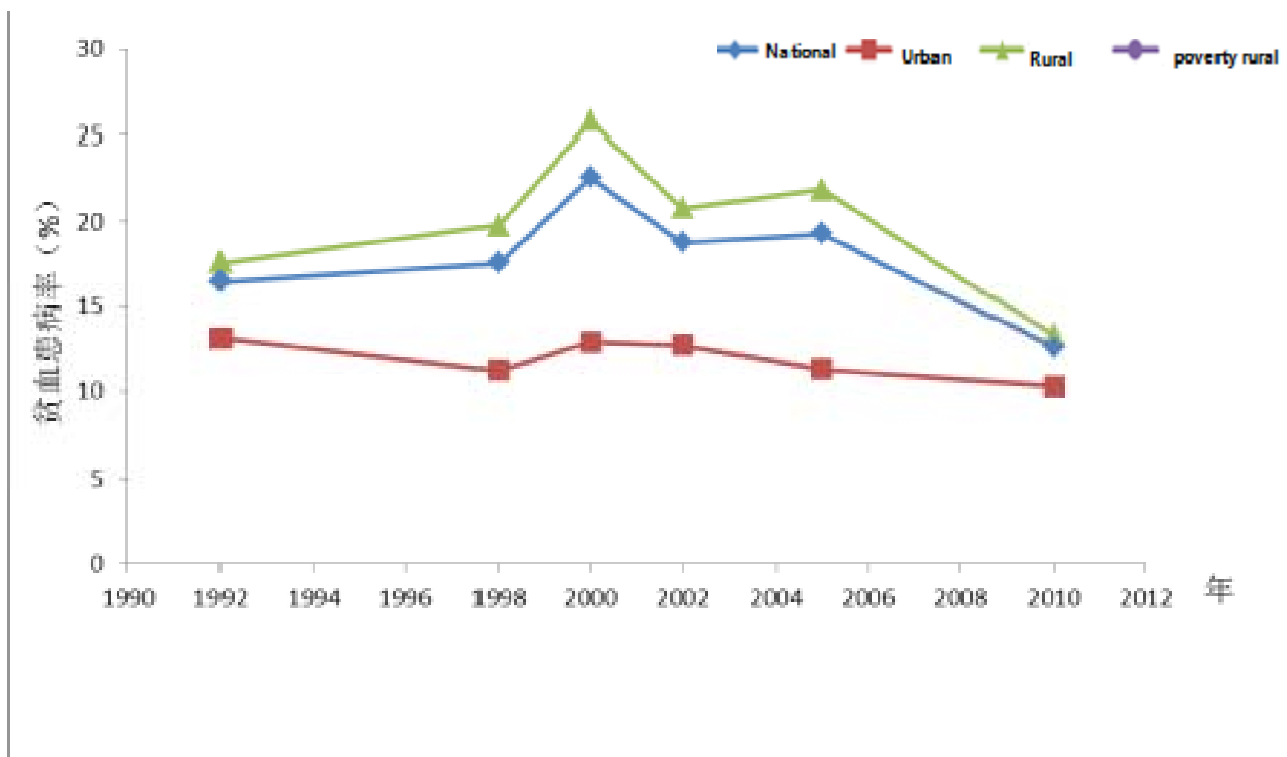
Source: *National Report on Nutritional Development of Children 0-6 years old in China 2012* and database on national food and nutrition surveillance system

Figure 4. Prevalence of stunting among children under 5 years old in China during 1990 to 2010



Source: *National Report on Nutritional Development of Children 0-6 years old in China 2012* and database on national food and nutrition surveillance system

Figure 5. Prevalence of anemia among children under 5 years old in China during 1990 to 2010



Source: *National Report on Nutritional Development of Children 0-6 years old in China 2012* and database on national food and nutrition surveillance system

IYCF in 1993



Infant and young child feeding	National	Urban	Rural
Feeding in the 1st month			
Breastfeeding (%)	85.86	68.51	89.25
Mix feeding (%)	7.88	15.96	6.29
Artificial feeding (%)	5.92	15.31	4.08
Others (%)	0.11	0.13	0.11
Breastfeeding duration (%)			
< 1 month	5.1	10.7	4.2
1 month	8.3	9.4	8.1
2 months	6.0	8.3	5.6
3 months	9.5	12.0	9.1
4 months	6.6	6.7	6.6
>=5 months	64.5	52.9	66.3
Start time of complementary feeding (%)			
2- months	20.6	25.8	19.6
4- months	21.1	30.2	19.4
6- months	23.2	21.0	23.6
8- months	17.8	13.3	18.7
12- months	17.3	9.7	18.7

Source: Analysis Report of National Health Services Survey in China 1993, MoH, data from sampling children 0-5 years old

IYCF in 2008



Indicator	National	Urban	Rural
Infant and young child feeding			
Breastfeeding initiation in 1st hour (%)	41.0	41.6	38.2
Exclude breastfeeding among children 0-6 months old (%)	27.6	15.8	30.3
Breastfeeding duration (months)			
Complementary feeding in children 6-9 months old (%)	43.3	37.5	44.6
Continued breastfeeding among children 12-15 months old (%)	37.0	15.5	41.8

Source: Analysis Report of National Health Services Survey in China 2008, MoH

How much a day does formula milk feeding cost?



Daily cost for formula feeding of a four month old baby in china is about 80 CNY, equal to 13 USD.

Item	Monthly cost	Daily cost
Formula	1,000	33
Bottle and teat	300	10
Water and fuel	100	3
Human cost	500	17
Medical care	500	17
Total	2,400	80

Food abundant and micronutrient rich



Chinese dumpling



Ingredients

- minced meat, egg, seafood or fish
- finely chopped vegetables
- wrapped into a piece of dough skin

Of culture value

- personal tastes and region.
- a traditional dish eaten on Chinese New Year's Eve

sources



1. Analysis Report of National Health Services Survey in China 1993 and 2008, MoH
2. Report on the third National Nutrition Survey
3. National Report on Nutritional Development of Children 0-6 years old in China 2012
4. Database on national food and nutrition surveillance system



谢谢!

THANK YOU!